



SUNRISE VILLAGE

APPLIANCE OPTIONS

STANDARD PACKAGE



Upgrade #1 Range – Whirlpool WFE515S0JS Stainless

Features



FlexHeat™ Dual Radiant Element

The FlexHeat™ element is the heating for three elements in one. A 9" inner ring is great for smaller pots and pans, while expandable outer ring makes room to heat larger cookware.



Easy Wipe Ceramic Glass Cooktop

The ceramic glass cooktop provides an ideal space for cooking and easy cleanup.



Temperature Sensor

A built-in sensor monitors oven temperature and adjusts the cooking elements to help food bake evenly.

SUNRISE VILLAGE



Upgrade #1 Microwave/Range Hood – Whirlpool WMH31017HB Stainless

Features



Microwave Presets

Get just the right amount of heat and time, whether you're cooking or defrosting, with specific preset options.



Electronic Touch Controls

Navigate through cooking modes and options with controls that are so easy to use as they are to clean.



Dishwasher-Safe Turntable Plate

Clean up spills on the turntable by simply putting it in the dishwasher.



Upgrade #1 Dishwasher– Whirlpool WDF330PAHB Stainless

Features



1-Hour Wash Cycle

Power-Wash™ (not to be confused with Power-Wash™) is your choice. Power-Wash™ gives you thoroughly clean-up and wash items at 150°F or less.

Additional Features

Soil sensor

Determine how dirty dishes are and adjust the amount of water used to make sure dishes come out clean.

Normal cycle

Use for normal amounts of food and to keep up with dishes from your day-to-day needs.




Seller reserves the right to substitute any product or material with that of equal quality.

UPGRADE #1




Upgrade #2 Range – KitchenAid KFE500ESS Stainless

Features



Professionally-Inspired Design

Combines a bold blend of professionally-inspired styling with sleek touches for the home. This range features Satin Textured Handles and the KitchenAid® Badge, a symbol of uncompromised quality.



EasyConvect™ Conversion System


Takes guesswork out of convection-cooking by ensuring you can get exceptional results when experimenting with new or familiar recipes.

SUNRISE VILLAGE




Upgrade #2 Microwave/Range Hood – KitchenAid KMHS120ESS Stainless

Features




Sensor Functions

Automatically adjust the time needed to cook, reheat or defrost for perfectly even cooking without guesswork about power levels or cooking times.



CookShield Finish

Stainless finish to resist the interior of the microwave from absorbing harsh chemicals so it looks clean and bright longer.




Professionally-Inspired Design Including Handle, Badge, Graphics

A bold blend of professionally-inspired styling with sleek touches for the home. This stunning microwave oven features Satin Textured Handles, Precision Touch Controls, the KitchenAid® Badge and Microwave® Brand Markings.



Upgrade #2 Dishwasher– KitchenAid KDTE204GPS Stainless

Features



Bottle Wash Option

Provides spray rotation in the upper rack that can be power-wash mode and is recommended for bottles, glasses and vessels to thoroughly clean them. Each rack is adjustable so it can be positioned to accommodate a wide variety of dishes.



PrintShield™ Finish

Resists smudges and fingerprints. The specialized coating for stainless steel is easy to clean with just water and a soft cloth, so you can spend more time cooking and less time cleaning up the kitchen.



ProWash™ Cycle

Determines the ideal cycle for washing dishes based on soil level and then makes real-time adjustments to achieve the best cleaning performance.



UPGRADE #2



Upgrade #3 Range – Whirlpool WFE550S0HV
Black Stainless

Features



Frozen Bake™ Technology
Skip preheating and cook frozen foods like steaks and burgers faster* with programmed settings that automatically adjust cooking time to you.

Additional Features

FlexHeat™ Dual Radiant Element
Get two elements to stay at 400°F while you grill a steak for smaller portions and enjoy a 10" expandable cook top that makes room for bigger gatherings.

Keep Warm Setting
These dishes ready to serve while you cook on the rest of the feast. That setting allows you leave the oven to keep prepared dishes from getting cold.

SUNRISE VILLAGE



Upgrade #3 Microwave/Range Hood – Whirlpool WMH32519HV
Black Stainless

Features



Sensor Cooking
Automatically tracks the cooking progress of your food and adjusts the cook time as needed.



Turntable On/Off Option
Choose whether the turntable rotates or not to accommodate a wide range of dish sizes.



Dishwasher-Safe Turntable Plate
Clean up spills on the turntable by simply putting it in the dishwasher.



Upgrade #3 Dishwasher– Whirlpool WDT730PAHV
Black Stainless

Features



Sensor cycle
Automatically get the right wash and dry settings for each load with two sensors that measure temperature, soil level and load size during prewash and the wash cycle.



1-Hour Wash Cycle
Clean dishes in half the time* as your plates, pans and glasses are thoroughly cleaned up and taken care of in just an hour.



Seller reserves the right to substitute any product or material with that of equal quality.

UPGRADE #3



Upgrade #4 Range – KitchenAid KSEG700EBS
Black Stainless

SUNRISE VILLAGE




Upgrade #4 Microwave/Range Hood – KichenAid KMHS120EBS
Black Stainless




Upgrade #4 Dishwasher– KitchenAid KDFE104HBS
Black Stainless

Features




Professionally-Inspired Design
Contains a bold blend of professionally-inspired styling with sleek touches for the home. This range features Satin Textured Handles and the KitchenAid Badge, a symbol of uncompromised quality.




EasyConvect™ Conversion System
Takes guesswork out of convection cooking by ensuring you can get exceptional results when experimenting with new or familiar recipes.


Features



Sensor Functions
Automatically adjust the time needed to cook, reheat or defrost for deliciously even cooking without guesswork about power levels or cooking times.



Cookshield Finish
Makes it easy to wipe the interior of the microwave clean without harsh chemicals as it looks clean and bright longer.



Professionally-Inspired Design Including Handle, Badge, Graphics
A bold blend of professionally-inspired styling with sleek touches for the home. This stunning microwave oven features Satin Textured Handles, Precision Touch Controls, the KitchenAid Badge and KitchenAid Brand Markings.

Features



ProShield™ Finish
Resists smudges and fingerprints. The specialized coating for stainless steel is easy to clean with just water and a soft cloth, so you can spend more time cooking and less time cleaning up the kitchen.



ProWash™ Cycle
Optimizes the wash cycle for washing better loaded soiled dishes and heavy cookware, adjusting the water level and spray arm rotation to help improve drying performance.



Durable Stainless Steel Interior
Helps the beauty and longevity of stainless steel for the dishwasher interior. It resists scratches, stains and odors, while retaining heat to help improve drying performance.





Whirlpool Electric Double Oven Range WGE745COFS
Stainless


Features



Frozen Bake™ Technology
Skip preheating for tenderize the pizza, keep the chicken nuggets. Fry or grill as you cook with Super Smoke™ feature.



FlexHeat™ Triple Radiant Element
Our FlexHeat™ triple radiant element is the heating element in one. It's a triple ring in power for smaller pots and pans, while 12" and 14" wider rings make it easy to heat larger cookware.



Convection Conversion
Your oven will do the math for you when you need to convert traditional recipes to convection cooking, automatically adjusting cooking time and temperature.



KitchenAid Electric Double Oven Range KFED500ESS
Stainless

Features



6.7 Cu. Ft. Total Capacity
Provides an extra-large combined cooking capacity for preparing multiple dishes at once and gives you the flexibility of separate temperature controls.



Professionally-Inspired Design
Exhibits a total level of professionally-inspired styling with sleek touches for the home. The double oven design features built-in® textured handles and the Professional Range, a series of elegant design.



EasyConvect™ Conversion System
Take guesswork out of convection cooking by ensuring you get exceptional results when experimenting with new or favorite recipes.


GAS RANGE OPTIONS – SINGLE OVEN

SUNRISE VILLAGE




Whirlpool Gas Range – WFG510S0JS Stainless
4 Burner

Features




Temperature Sensor

A built-in sensor monitors oven temperature and adjusts the cooking elements to help food bake evenly.



5,000 BTU AccuSimmer® burner

The 5,000 BTU AccuSimmer® burner allows for precise temperature control that is perfect for boiling, simmering or steaming recipes. When using the AccuSimmer® burner, power is reduced to deliver better control and lower temperatures.



Large Oven Window

The large window allows for a clear view of the oven interior. Monitor cooking progress without opening the door, keeping oven temperature steady and undisturbed.



KitchenAid Gas Range – KFGG500ESS Stainless
5 Burner

Features



Professionally-Inspired Design

Combines a bold blend of professionally-inspired styling with sleek touches for the home. This range features Soft-Touch® handles and the KitchenAid logo, a symbol of uncompromised quality.



EasyConvect™ Conversion System

Takes guesswork out of convection cooking by ensuring you can get exceptional results when experimenting with new or familiar recipes.

Seller reserves the right to substitute any product or material with that of equal quality.



KitchenAid Gas Range – KSGG700EBS Black Stainless
5 Burner

Features

Even-Heat™ True Convection
Produces flawless results. The unique bake-lift design and convection fan ensure the inside of the entire oven is heated to, and stays at, the perfect temperature.

Steam Rack
Offers the ability to provide additional moisture to the inside of the oven, enhancing cooking results.

5.8 cu ft. Oven Capacity
This gas slide-in range provides a large cooking capacity that's perfect for multiple dishes at once.


GAS RANGE OPTIONS – DOUBLE OVEN

SUNRISE VILLAGE




Whirlpool Gas Double Oven Range – WGG745S0FS
Black Stainless 5 Burner

Features




Frozen Bake™ Technology

Stop preheating for 30 minutes the pizza, burgers, chicken nuggets, fish or pizza as you can cook frozen foods faster.



EZ-2-Lift™ Hinged Cast-Iron Grates

Get quick access to foods on the cooking with our industry first EZ-2-Lift™ hinged cast iron grates. The hinged design allows you to slide up under them without removing them entirely. For a more thorough clean, the grates are also dishwasher safe.




SpeedHeat™ Burner

Boil and cook quickly with the high temperatures provided by the 15,000 BTU SpeedHeat™ burner.




KitchenAid Gas Double Oven Range – KFGD500ESS
Black Stainless 5 Burner

Features



6.0 Cu. Ft. Total Capacity

Combined upper and lower oven capacities provide more room to cook multiple dishes at the same time.



Professionally-Inspired Design

Combine a built-in look of professionally-inspired styling with sleek features for the home. This double oven range features Soft-Textured stainless and the KitchenAid Range, a symbol of uncompromised quality.



EasyConvect™ Conversion System

Take guesswork out of convection cooking by ensuring you can get exceptional results when experimenting with new or favorite recipes.

Seller reserves the right to substitute any product or material with that of equal quality.



Whirlpool SXS Refrigerator– WRS325SDHZ Stainless
25 Cu. Ft.

Features

Can Caddy

Can Caddy

Free up shelf space and get more flexibility using this in-door can caddy that holds either cans or bottles.

Frameless Glass Shelves

Store more items on each shelf with wall-to-wall frameless glass shelves, which offer greater storage flexibility.

Deli Drawer

Store plenty of meat and cheese with a deli drawer.



Whirlpool SXS Refrigerator– WRS325SDHV Black Stainless
25 Cu. Ft.

Features

Can Caddy

Can Caddy

Free up shelf space and get more flexibility using this in-door can caddy that holds either cans or bottles.

Frameless Glass Shelves

Store more items on each shelf with wall-to-wall frameless glass shelves, which offer greater storage flexibility.

Deli Drawer

Store plenty of meat and cheese with a deli drawer.

REFRIGERATOR OPTIONS – FRENCH DOOR

SUNRISE VILLAGE



KitchenAid French Door Refrigerator – KRFF507HPS
Stainless 27 Cu. Ft.



KitchenAid French Door Refrigerator – KRFF507HBS
Black Stainless 27 Cu. Ft.



KitchenAid Counter Depth French Door Refrigerator –
KRFC300ESS Stainless 20 Cu. Ft. – Interior Ice/Water

Additional Features

PRINTSHIELD™ FINISH

Resists smudges and fingerprints. The specialized coating for stainless steel is easy to clean with just water and a soft cloth, so you can spend more time cooking and less time cleaning up.

PULL-OUT TRAY

Provides an ideal space to store large platters of appetizers and then serves them with ease to keep you in the creative flow. It resists moisture and stains, and is removable for easy cleanup.

IN-COOL-ICE® SYSTEM

Adds interior room in the refrigerator with an ice bin that mounts on the inside left door to allow for extra space on the shelves.

EXTENDFRESH™ TEMPERATURE MANAGEMENT SYSTEM

Separately monitors the temperatures in the refrigerator and freezer through a sensor located in each, to help ensure fresh food juices don't become frozen and proteins avoid freezer burn.

FRESHCELL™ TEMPERATURE-CONTROLLED FULL-WIDTH PANTRY

Provides a manual temperature setting that lets you maintain the freshness of ingredients as varied as a whole salmon or large eggplants. It gives you total control over the amount of cool air that enters the drawer.

3-TIER FREEZER DRAWER WITH STORAGE DIVIDERS

Allows you to organize frozen items on two levels, making them easier to access. It includes storage dividers in the lower basket to help keep smaller items away to find, so it's easy to keep the semi-chops separate from the pork chops.

Additional Features

PRINTSHIELD™ FINISH

Resists smudges and fingerprints. The specialized coating for stainless steel is easy to clean with just water and a soft cloth, so you can spend more time cooking and less time cleaning up.

PULL-OUT TRAY

Provides an ideal space to store large platters of appetizers and then serves them with ease to keep you in the creative flow. It resists moisture and stains, and is removable for easy cleanup.

IN-COOL-ICE® SYSTEM

Adds interior room in the refrigerator with an ice bin that mounts on the inside left door to allow for extra space on the shelves.

EXTENDFRESH™ TEMPERATURE MANAGEMENT SYSTEM

Separately monitors the temperatures in the refrigerator and freezer through a sensor located in each, to help ensure fresh food juices don't become frozen and proteins avoid freezer burn.

FRESHCELL™ TEMPERATURE-CONTROLLED FULL-WIDTH PANTRY

Provides a manual temperature setting that lets you maintain the freshness of ingredients as varied as a whole salmon or large eggplants. It gives you total control over the amount of cool air that enters the drawer.

3-TIER FREEZER DRAWER WITH STORAGE DIVIDERS

Allows you to organize frozen items on two levels, making them easier to access. It includes storage dividers in the lower basket to help keep smaller items away to find, so it's easy to keep the semi-chops separate from the pork chops.

Features

ExtendFresh™ Temperature Management System
Separately monitors for temperatures in the refrigerator and freezer through a sensor located in each, to help ensure fresh food juices don't become frozen and proteins avoid freezer burn.

Interior Water Dispenser
Provides easy access to filtered water inside the refrigerator.

Produce Preserver
Resists off-gases gas collecting in many fruits and vegetables, allowing them to last longer. The remaining off-gases are produced through the produce preserver.

REFRIGERATOR OPTIONS – FRENCH DOOR/MULTI DOOR



KitchenAid Counter Depth French Door Refrigerator –
KRFC704FBS Black Stainless 23 Cu. Ft.



Seller reserves the right to substitute any product or material with that of equal quality.

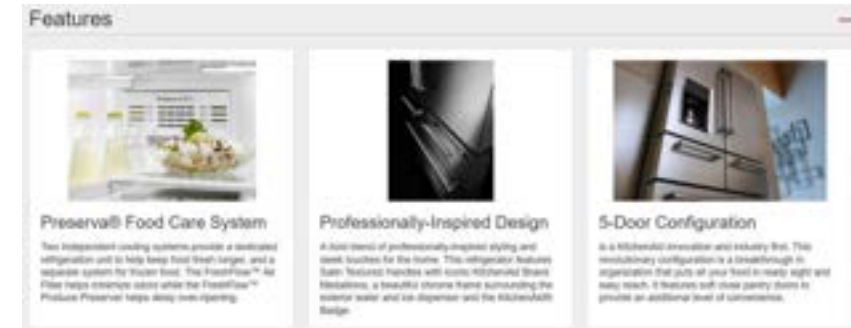
SUNRISE VILLAGE



KitchenAid Counter Depth French Door Refrigerator –
KRFC300EBS Black Stainless 20 Cu. Ft. – Interior Ice/Water



KitchenAid Multi Door Refrigerator – KRMF606ESS Stainless
26 Cu. Ft.




SUNRISE VILLAGE




Whirlpool Top Load Washer – WTW4850HW 4.3 Cu. Ft.

Features




Presoak Option

Enjoy better cleaning with the Presoak option that lets you soak laundry before the wash cycle. Extra time is added to the washer before the wash cycle, which starts automatically when the option is complete.



Deep Water Wash Cycle

Take on stains with the Deep Water Wash cycle. It adds more water to help break down stains and improves the ability to rinse away soils.




Clean Washer Cycle with affresh® Washer Cleaner

Keep all the washer to clean even those areas that aren't normally reached by everyday cycles. Add an affresh® Washer Cleaner tablet to the Clean Washer cycle for best results.



Whirlpool Front Load Dryer – WED4850HW 7.0 Cu. Ft.

Features



Wrinkle Shield™ Option

Helps prevent wrinkles from setting in by continuing to tumble the load every 6 minutes after the cycle is complete. Effortless wrinkle removal. The feature tumbles the load, so easily open the door to and it.



7.0 Cu. Ft. Capacity

With a 7.0 cu. ft. capacity drum drum, there's plenty of room to easily handle the large loads you need in the matching top load washer.

SUNRISE VILLAGE



Whirlpool Front Load Closet Depth Washer – WFW6620HW

Features



Load & Go™ XL Dispenser

Skip steps with the Load & Go™ XL dispenser. Simply add detergent once and skip refills for 40 loads.*



Intuitive Controls

Let the washer guide you to the right cycle combinations or customize up to 35 of your own to get the right type of fabric care for whatever you're washing.



Steam Clean Option

Get help removing everyday stains with the Steam Clean option, which gets deep into fabrics with increased wash action and heat.



Whirlpool Front Load Dryer – WED6620HW 7.0 Cu. Ft.

Features



Intuitive Controls

Let the dryer guide you to the right cycle combinations or customize up to 35 of your own to get the right type of fabric care for whatever you're drying.



Wrinkle Shield™ Plus Option with Steam

Help keep wrinkles from setting into clean, dry fabrics. The Wrinkle Shield™ Plus option with Steam uses tumbling and steam for up to 150 minutes after the cycle ends or until you open the dryer door for improved wrinkle-fighting performance.



Steam Refresh Cycle

Release wrinkles and reduce odors with the Steam Refresh cycle. It uses water and heat to get clothes ready to wear without rewashing.



Whirlpool Pedestals for Front Load W/D – WFP2715 w/Drawer – Pair 15 ½” High